


JOIN THE REVOLUTION

Delivering on aspirations of quality

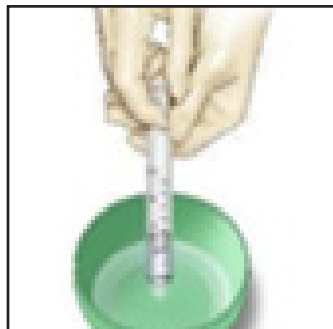


Maximize cell counts and minimize peripheral blood

- Revolutionary design automatically repositions the aspiration cannula to draw from a fresh channel with each 1mL
- Draws only from the side ports to minimize peripheral blood infiltration
- Designed to deliver high number of cells without centrifugation

Part Number	Description
CXT1135S	CellXtract Autologous Cell and Bone Marrow Extraction 3.5S
CXT1145S	CellXtract Autologous Cell and Bone Marrow Extraction 4.5S

STEP 1




Heparin Rinse

STEP 2



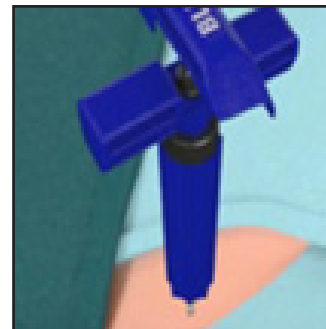
Insert Introducer &
Sharp Stylet Assembly

STEP 3



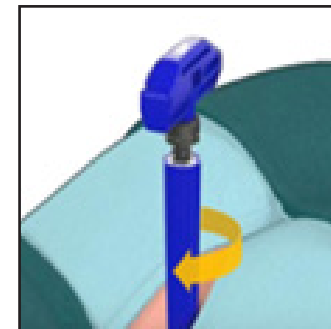
Remove Stylet
& Aspirate 1mL

STEP 4



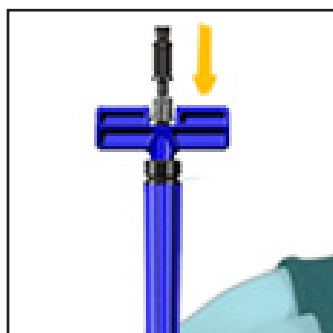
Insert Blunt Stylet
& Advance

STEP 5



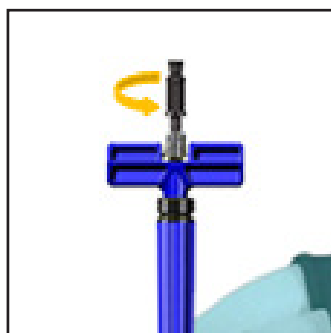
Rotate Guide
Grip to Skin

STEP 6



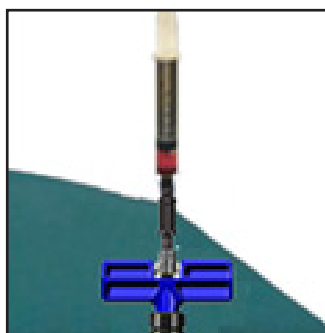
Insert Aspiration Cannula

STEP 7



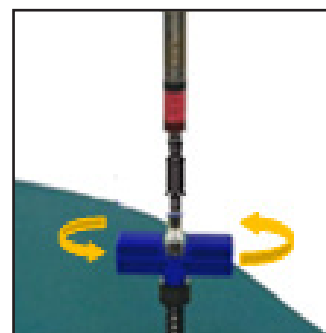
Secure Luer Connector

STEP 8




Secure Syringe &
Aspirate 1mL

STEP 9



Rotate 360 &
Aspirate 1mL

STEP 10



Repeat Step 9 Until
Desired Volume is
Attained

This is intended as abbreviated instructions.
Please refer to the package insert for complete instructions for use (IFU).

Indications for Use: CellXtract Autologous Cell and Bone Marrow Extraction is intended for use for aspiration of bone marrow or autologous blood using a standard piston syringe.